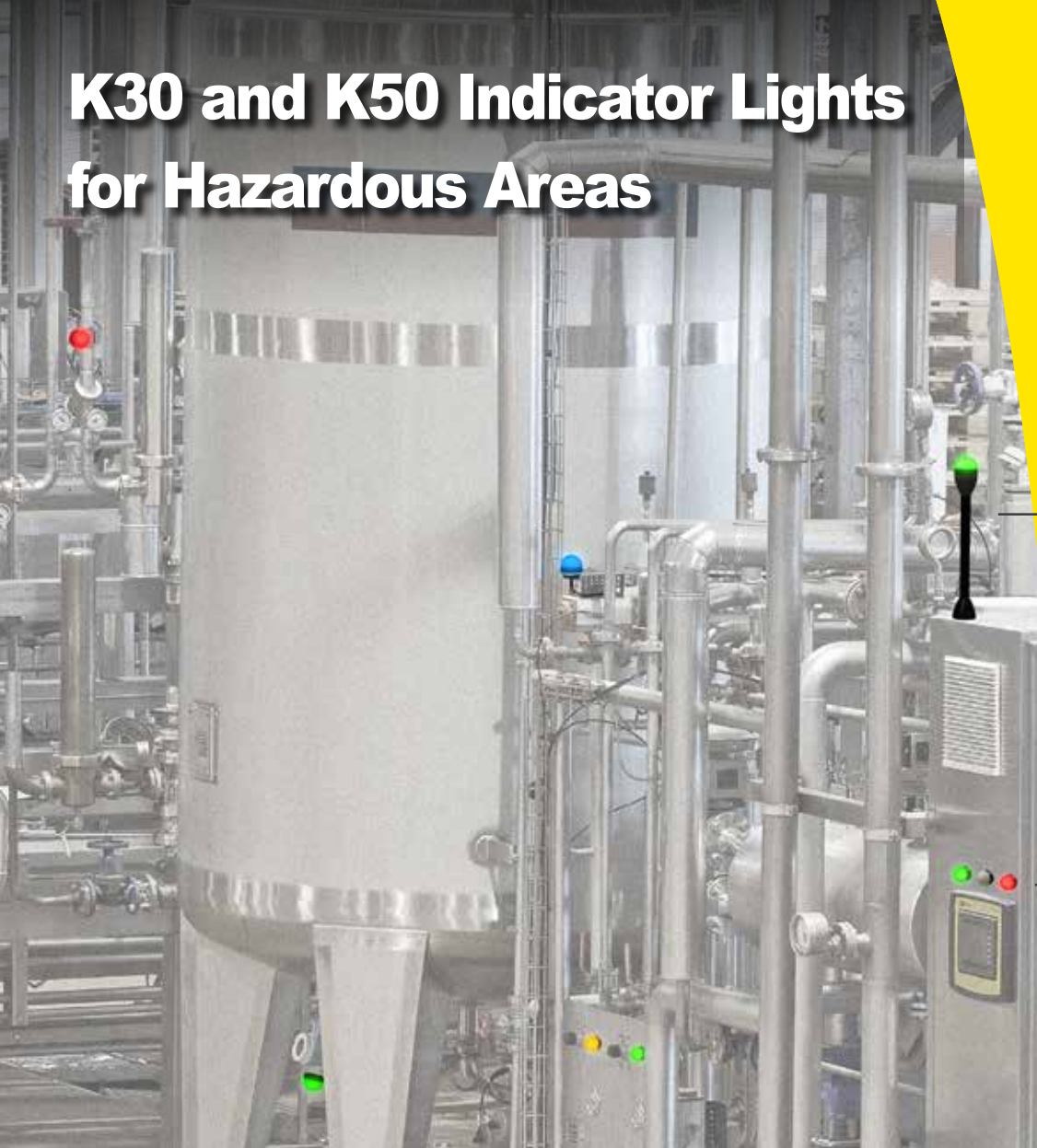


K30 and K50 Indicator Lights for Hazardous Areas



One Common Problem, Three Solutions: Intrinsically Safe, Encapsulation, Non-Sparking

Banner's got you covered. Our indicator lights cover all hazardous areas, ensuring a solution, no matter the environment.

Your Advantages:

- *Rugged:* Fully encapsulated IP67 and IP69K models available for use in harsh applications
- *Versatile:* With up to three colors in one device and five colors available, hazardous area indicators can display various modes
- *Approved:* Extensive approvals to ensure indicator lights are safe to use in every classified zone or area, including a worldwide IECEx approval for quicker access into countries outside Europe and North America

Product Overview:

- Long lasting LED technology for years of maintenance free operation
- Unique design appears gray when off, eliminating false indication from ambient light
- Easy mounting and configuration

Find out what hazardous area indicator works for your environment: www.bannerengineering.com

45-plus years of sensor design experience,
quality control, sales support and cost-
effective solutions

- ▶ Banner quality products with global availability
- ▶ Rapid customization with most products shipping in 3 days or less
- ▶ Industry's largest force of application engineers to solve your toughest challenges
- ▶ More than 3,000 factory and local field representatives to serve you

www.bannerengineering.com


1.888.373.6767

[bannerengineering.com](http://www.bannerengineering.com)



more sensors, more solutions

K30 and K50 Indicators for Hazardous Areas




Model Examples:
 1 color = **K50LIGXXPQ**
 2 color with integral cable = **K50LIGRXP**
 3 color with pigtail QD = **K30LIGRYPQP**
 3 color with cable = **K30LIGRYP W/30**

Indicator Family	Protection Method	Suitable for ATEX	Suitable for NEC & CEC	
Ex ia	Intrinsically Safe	Gas Zones: 0, 1, & 2 Dust Zones: 20, 21, & 22 Mines	Gas zones: 0, 1, & 2	Class I Division 1 & 2 Class II/III Division 1 & 2
Ex mb/Ex ta	Encapsulation/Enclosure	Gas Zones: 1 & 2 Dust Zones: 20, 21 & 22	Gas zones: 1 & 2	Class I Division 2 Class II/III Division 1 & 2**
Ex nA/Ex tc	Non-Sparking/Enclosure	Gas Zones: 2 Dust Zones: 22	Gas zones: 2	Class I Division 2 Class II/III Division 2**

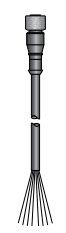
** Applied to K50L modes only



Dimensions









Cordsets

Description	Models*	Length
 4-Pin M12/Euro-style QD, straight	MQDC-406	2 m
	MQDC-415	5 m
	MQDC-430	9 m
	MQDC-450	15.2 m

* For a right-angle cordset, add RA to model number (example, MQDC-406RA).

Brackets

	Models	Description	Models	Description	Models	Description
Use with K50L		SMB30A • Curved slot for versatile orientation • 12-ga. stainless steel		SMB30SC • Swivel bracket • Black reinforced thermoplastic polyester		SMB30FA • Swivel bracket with tilt and pan movement for precision adjustment • Easy sensor mounting to extruded wrail T-slot
	Use with K30L		SMB22A • Curved slot for versatile orientation • 12-ga. stainless steel		SMBAMS22P • Articulation slots for 90+° rotation • 12-ga. (2.6 mm) cold-rolled steel	

Banner Engineering Corp.

www.bannerengineering.com

9714 Tenth Avenue North • Minneapolis, Minnesota 55441 • (763) 544-3164 • Fax: (763) 544-3213

Toll-free: 888-373-6767 • www.bannerengineering.com • Email: sensors@bannerengineering.com

P/N 168592



more sensors, more solutions